

TONE YOU CAN TRUST



TONE YOU CAN TRUST

**Guv'nor Plus Suggested Settings**



**FAT BLUES** (Amp: Clean)



**CRUNCH** (Amp: Clean)

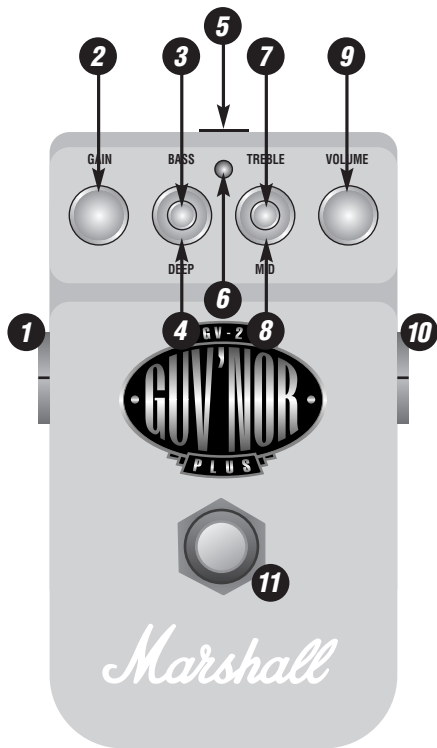


**GRUNGE / HARDCORE** (Amp: Clean)



**SCREAMING SOLO** (Amp: Clean)

## Guv'nor Plus (GV-2)



ENGLISH

From The Chairman

I would like to personally thank you for selecting one of our effects pedals.

For over 36 years the Marshall name has been synonymous with the greatest guitar tones in music. We have worked hand in hand with guitarists from all levels throughout the world to maintain and improve that special ingredient, "The Marshall Sound."

Our new range of effects pedals gives the opportunity to augment the classic Marshall tone or to add Marshall character to a guitar set-up. They are made with the same utmost attention to quality, in both materials and manufacture as our world renowned amplifiers, cabinets and combos, in order to provide you with optimum reliability and tone.

I would like to wish you every success with all of your musical endeavours and also your new Marshall effects pedal, which I am sure you will find a pleasure to play for many years to come.

Yours Sincerely,

# Marshall



## **WARNING!**

### **Important safety instructions!**

- A. PLEASE** read this instruction manual carefully before use.
- B. ALWAYS** have this equipment serviced or repaired by competent qualified personnel. There are no user serviceable parts.
- C.** Servicing is required when the apparatus has been damaged in any way, if it does not operate normally or has been dropped.
- D. NEVER** use a pedal in damp or wet conditions.
- ⇒ **Note:** This equipment has been tested and found to comply with the requirements of the EMC directive (Environments E1, E2 and E3).
- ⇒ **Note:** It is recommended that all audio cables used to connect to the pedal are of a high quality screened type. These should not exceed 10 metres in length.

**Follow all instructions and  
heed all warnings**

**KEEP THESE INSTRUCTIONS !**

## **INTRODUCTION**

Launched in the 1980's, the original Guv'nor became a classic footpedal known for high quality distortion tones. Much loved by pros, semi-pros and amateurs alike, the Guv'nor earned itself a special place in the hearts of distortion smitten guitarists the world over.

The new Guv'nor Plus is an updated version of the original Guv'nor. Within the sturdy metal housing lies the tone, feel and sound of the original Guv'nor, but with extra features specially designed to add extra power and flexibility to cope with the exacting requirements of today's musicians. The tonal versatility of the Guv'nor Plus is such that it is like adding another Marshall amp to your existing set-up.

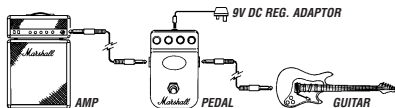
The expanded Gain structure allows you to steer your guitar tone through many different styles. From natural sounding vintage valve amp break-up, ideal for singing blues, to chunky JCM 800 classic rock tones, right through to modern day super-saturation, for liquid sustain and grinding chords. In addition you will also find a Deep control which adds a resonant bass boost, giving you similar feel and response to the resonant thump of a Marshall 4 x 12 cabinet.

The Guv'nor Plus features a passive bypass for the main signal path to ensure complete tonal integrity and has a quality of tone matched only by its versatility.

This booklet provides a complete run down of the Guv'nor Plus's features for your information. We have also included a number of suggested settings to help guide you. It should be remembered that these are only a starting point and you should really experiment.

When you take the time to explore the many different overdrive and distortion characters of the Guv'nor Plus, you won't be disappointed.

## SETTING UP



Always use good quality shielded leads.

Always use 9V regulated DC supply with centre negative.

Although it may seem obvious the first action in achieving a good effected sound (be it duration / compression etc.) is to find the perfect bypassed sound. This will then allow the correct level to be set with the effect unit to allow a cut or boost in volume and a realistic tone.

On clean channels it is advisable to set the gain (or volume) to a setting of no less than one quarter maximum so as not to get unrealistic results due to any volume dependent tonal shaping on the amplifier preamp.

## FEATURES

### 1. Out Jack

This is the output of the Guv'nor Plus and is for connection to the amplifier or to another effects pedal.

### 2. Gain

This increases the amount of distortion, taking you from vintage breakup, ideal for big crunchy chords and sweet singing blues, to full on grind with super saturation.

The Guv'nor Plus features the classic Marshall 3 way tone network to guarantee true Marshall tone at all times and to allow you to add unique Marshall character to any rig.

### 3. Bass

Adjusts the bass frequencies in your tone. Increasing the amount of bass will generally make your tone warmer and thicker at the bottom end.

### 4. Deep

This adds an active resonant bass boost to your tone in a way that can't be replicated with traditional tone controls and has a similar effect to the acclaimed JCM2000 "Deep" switch. Increasing the amount of Deep will add masses of tight bottom end to your tone giving it real low end resonance and incredible fullness.

### 5. DC Input

For input of a 9V DC negative regulated power supply should you not wish to use batteries.

### 6. LED

Indicates when the Guv'nor Plus is in operation.

### 7. Treble

Adjusts the high end frequencies in your tone, an increase making it brighter, sharper and more cutting.

### 8. Mid

Adjusts the middle frequencies in your tone. Adding more middle will fill out your sound and make it fatter. By reducing the amount of middle in your tone you will make it thinner and sharper. Cranking the Gain (item 2) up and setting the Mid control to minimum will deliver "scooped" sounds, ideal for brutal crunch tones.

### 9. Volume

Adjusts the volume of the Guv'nor Plus. This allows you to cut or boost your volume when you switch the pedal on and is ideal for switching from rhythm to higher volume solo levels.

The Volume levels of the Guv'nor Plus are greater than previously available on the original Guv'nor to allow you to push the front end of your amp harder for even more overdrive.

### 10. In Jack

This is the input jack, for connection directly from your guitar or to another effects pedal if you are linking pedals together.

### 11. Foot Switch

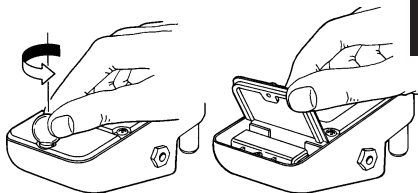
For switching the Guv'nor Plus on and off.

## TROUBLE SHOOTING

	CHECK BATTERY	CHECK LEADS	CHECK PEDAL CONTROLS	DC INLET	CHECK AMP CONTROLS	CHECK GUITAR
WHAT IF NO OUTPUT	✓	✓	✓	✓	✓	
NOISE IN BYPASS		✓				
INDICATOR LED NOT ON	✓	✓ INPUT LEAD		✓		
SOUND TOO TREBBLY OR FIZZY			✓		✓	
SOUND TOO MUSHY OR BASSY		✓			✓	
UNUSUAL FEEDBACK	✓	✓	✓ REDUCE TREBLE		✓ REDUCE TREBLE	✓
UNUSUAL HUM		✓	✓	✓	✓ MOVE AWAY FROM AMP	
BASS FEEDBACK						✓ PICKUPS MAY BE VIBRATING

## BATTERY REPLACEMENT

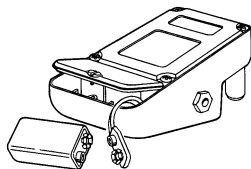
1. To replace the battery, open the easily accessed coin screw battery cover plate by loosening screw as shown, then disconnect the battery connector lead.



2. Use PP3 or equivalent battery (for improved battery life use alkaline type)

3. Always ensure that the battery is removed when the pedal is not in use for long periods.

4. Dispose of old battery in a safe place.



## TECHNICAL SPECIFICATION

Power	: 9V DC Centre Negative Regulated
Current Draw	: 9mA
Controls	: Pedal Switch, Gain, Bass, Treble, Volume, Deep & Mid.
Switches	: On/Off Switch
Indicators	: On/Off LED
Jacks	: Input/Output 'Jacksockets'
Input Impedance	: 1M $\Omega$
Output Load Impedance	: max 1k $\Omega$
Dimensions	: 120mm x 65mm x 55mm
Weight	: 510 grammes